




2008 COST OF CARE SURVEY



Long term care costs have jumped as much as 25% over the past five years.

Cost of Care Across the Country

Average Cost for a Day of Care in Selected U.S. Cities

SELECTED CITIES	NURSING HOME (Private Room) COST PER DAY	ASSISTED LIVING FACILITY (Private One-Bedroom Unit) COST PER DAY	HOME HEALTH AIDE (Non-Medicare Certified) COST PER 8-HOUR DAY
Atlanta, GA	\$ 173	\$ 83	\$ 134
Boise, ID	\$ 185	\$ 92	\$ 133
Boston, MA	\$ 300	\$ 150	\$ 187
Chicago, IL	\$ 199	\$ 150	\$ 163
Dallas, TX	\$ 166	\$ 92	\$ 142
Denver, CO	\$ 198	\$ 113	\$ 170
Las Vegas, NV	\$ 213	\$ 69	\$ 163
Los Angeles, CA	\$ 209	\$ 111	\$ 154
Miami, FL	\$ 249	\$ 92	\$ 127
Minneapolis, MN	\$ 171	\$ 123	\$ 198
New Orleans, LA	\$ 125	\$ 84	\$ 112
New York, NY	\$ 398	\$ 111	\$ 145
Phoenix, AZ	\$ 209	\$ 82	\$ 160
San Francisco, CA	\$ 274	\$ 122	\$ 191
Seattle, WA	\$ 230	\$ 116	\$ 187
St. Louis, MO	\$ 184	\$ 95	\$ 150

Source: Genworth Financial Cost of Care Survey, conducted by CareScout, April 2008

Nursing Homes

\$76,460: National average annual cost for private room in a nursing home, or \$209/day

4%: Five-year compound annual growth rate for private room

\$54,356: Cost of a 4-year college degree at a public school, making the annual private nursing home room 41% more expensive

The College Board, 2007

Assisted Living Facilities

\$36,090: National average annual cost for private one-bedroom unit, or \$3,008/month (excluding entrance/community fees)

6%: Five-year compound annual growth rate for a private one-bedroom unit

11%: Increase in cost for a private one-bedroom unit from 2007 to 2008

Home Care

\$43,884: National average annual cost for a non-Medicare certified home health aide based on 8 hours per day, 44 hours per week

\$19.18: Average hourly cost for a non-Medicare certified home health aide


\$48,201: U.S. median household income – only \$4,317 more than the average annual cost for a non-Medicare certified home health aide

U.S. Census, 2006

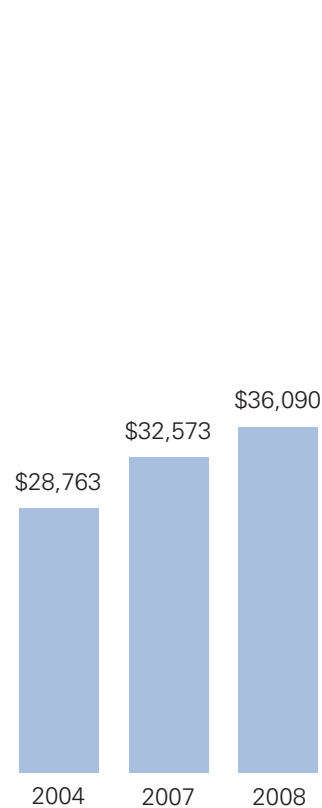
Comparing the Cost of Care

Average Annual Cost Nationwide

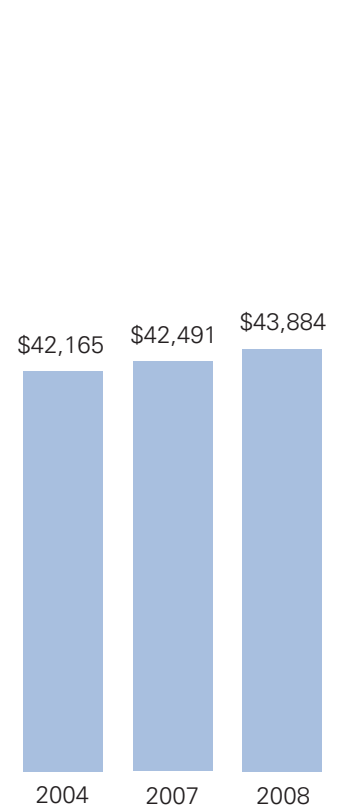
17% Increase
Nursing Home
(Private Room)



25% Increase
Assisted Living Facility
(Private One-Bedroom Unit)



4% Increase
Home Care
(Non-Medicare Certified
Home Health Aide)



Source: Genworth Financial Cost of Care Survey, conducted by CareScout, April 2008

About Genworth Financial

Genworth Financial, Inc. (NYSE:GNW) is a leading public Fortune 500 global financial security company. Genworth has more than \$114 billion in assets and employs approximately 7,000 people in 25 countries. Its products and services help meet the investment, protection, retirement and lifestyle needs of over 15 million customers. Genworth operates through three segments: Retirement and Protection, International and U.S. Mortgage Insurance. Its products and services are offered through financial intermediaries,

advisors, independent distributors and sales specialists. Genworth Financial, which traces its roots back to 1871, became a public company in 2004 and is headquartered in Richmond, Virginia. For more information, visit genworth.com.

Additional Information

To view the complete 2008 Genworth Cost of Care Survey please visit: genworth.com/CostofCare